




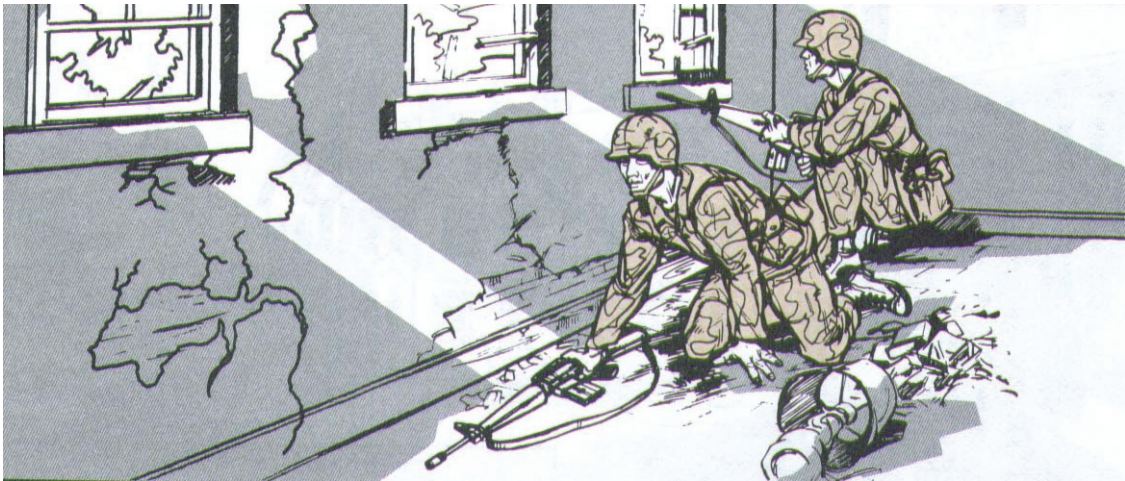


CARDS 61

Armed Conflict



 (Vocabulary is recorded in scrambled order. The Dari words are also provided on flash cards.)

کمین	●	A. firing (a weapon)
شکست	●	B. attack
حرب/ جنگ	●	C. ambush
مدافعه	●	D. war
انداخت کردن/ فیر کردن	●	E. armistice / truce
تعرض	●	F. enemy
تجاوز	●	G. peace
متارکه	●	H. defeat
دشمن	●	I. invasion
صلح	●	J. defense

1.  Listen to the words until you are thoroughly familiar with them.
2. Match them to their meanings.
3. Your instructor provides the handwritten words on flash cards. Shuffle the cards. When called upon, arrange them logically. Explain in Dari how you arranged the cards.
4. Draw a card. Give an example from history or from current events. Talk in conversational Dari.
5. Engage your teacher in a discussion about the Soviet-Afghan war. Start by asking about any personal recollections or experiences. Remember to use conversational Dari.
6. Your teacher will lead a discussion about the current situation in Afghanistan: Is Afghanistan a country at peace? Try to use as many of the words as you can.
7. Use the pictures on the next pages for additional practice. Using conversational Dari, ask each other about these situations. Share your ideas.




Source: TRADOC Manual 21-75




Source: TRADOC Manual 21-75

CARDS 62

Branches of Service

 (Vocabulary is recorded in scrambled order. The Dari words are also provided on flash cards.)

- قوای بحری • A. Army
- محافظ ملی / گارد ملی • B. Navy
- قوای زمینی / اردو • C. Air Force
- قول اردوی مرین / قوای مرین • D. Marine Corps
- قوای هوایی • E. National Guard


1.  Listen to the words until you are thoroughly familiar with them.
2. Match them to their meanings.
3. Your instructor provides the handwritten words on flash cards. Shuffle the cards. When called upon, arrange them logically. Explain in Dari how you arranged the cards.
4. Draw a card. Talk about what serving in this branch entails. Use conversational Dari.
5. Select two cards. Talk about the differences between these two branches of service.
6. Your teacher will lead a role-play, asking for a recommendation as to which service to join. You find out if he/she has the basic qualifications for the armed service that you recommend.
7. Use the pictures for additional practice. Using conversational Dari, ask each other about these service members. Make up identities and stories.




© all DoD Media

CARDS 63

Key People in the Military

 (Vocabulary is recorded in scrambled order. The Dari words are also provided on flash cards.)

افسر / صاحب‌منصب	●	A. commander
محافظ	●	B. conscript
راننده/ دريور	●	C. officer
خورد ضابط جمع نظام	●	D. NCO
معاون داکتر / نفر صحیه	●	E. drill sergeant
قوماندان	●	F. medic
سرباز نوکی	●	G. guard
خورد ضابط	●	H. driver


1.  Listen to the words until you are thoroughly familiar with them.
2. Match them to their meanings.
3. Your instructor provides the handwritten words on flash cards. Shuffle the cards. When called upon, arrange them logically. Explain in Dari how you arranged the cards.
4. Draw a card. Provide a definition of this person. Give several examples of his/her duties.
5. Select two cards. Use both words when asking your teacher's opinion: Which is the better job, ... or ...? Which one is more interesting, better paid, more respected, etc.? You may or may not agree.
6. Your teacher will play the role of a courier, trying to deliver an important package to Abdullah Khan. You seem to remember that he is a Send the courier to where Abdullah Khan can be found in the military compound. Be sure to use conversational Dari.
7. Use the pictures for additional practice. Using conversational Dari, ask each other about these people and places. Make up identities and stories.




© all DoD Media

CARDS 64

Weapons

 (Vocabulary is recorded in scrambled order. The Dari words are also provided on flash cards.)

مین	●	A. machine gun
راکت	●	B. mortar
تفنگچه	●	C. mine
برچه	●	D. rocket launcher
ماشیندار	●	E. hand grenade
تفنگ	●	F. rifle
بم دستی	●	G. rocket-propelled grenade
راکت انداز	●	H. pistol
هالوان	●	I. bayonet


1.  Listen to the words until you are thoroughly familiar with them.
2. Match them to their meanings.
3. Your instructor provides the handwritten words on flash cards. Shuffle the cards. When called upon, arrange them logically. Explain in Dari how you arranged the cards.
4. Draw a card. Ask your neighbor when he / she last used this weapon, if ever. Find out details. Share your own experience(s). Converse in conversational Dari.
5. Draw a card. Talk about the training that Rahmatullah received with this weapon. Say where he trained and how intensively. Use the past tense.
6. Your teacher will lead a role-play, suggesting a joint training session involving at least one of the weapons. Come to an agreement that suits both Afghan and U.S. forces. Practice conversational Dari.
7. Use the pictures for additional practice. Using conversational Dari, ask each other about these people and places. Make up identities and stories.




© all DoD Media

CARDS 65

Gear

 (Vocabulary is recorded in scrambled order. The Dari words are also provided on flash cards.)

- | | | |
|----------------------------|---|-------------------------------|
| دوربین | ● | A. map |
| پتک | ● | B. radio |
| دستگاه بیسیم | ● | C. helmet |
| خریطة/ نقشه | ● | D. bullet-proof vest |
| سیت اعاشه/ وسایل طعام خوری | ● | E. binoculars |
| واسکت ضد گلوله | ● | F. canteen |
| کلاه آهنی | ● | G. compass |
| پوصله | ● | H. mess kit / eating utensils |


1.  Listen to the words until you are thoroughly familiar with them.
2. Match them to their meanings.
3. Your instructor provides the handwritten words on flash cards. Shuffle the cards. When called upon, arrange them logically. Explain in Dari how you arranged the cards.
4. Draw a card. Talk about the item by describing its function, size, and material.
5. Select a card. Now tell what Sergeant Hamidullah accomplished yesterday, because he used (or wore) this item: “Because....”
6. Draw two cards. Which of the items is more useful to a soldier on a reconnaissance mission? Are both equally useful? How so? Explain.
7. Use the pictures for additional practice. Using conversational Dari, ask each other about these people and places. Make up identities and stories.




© all DoD Media

CARDS 66

Heavy Equipment

 (Vocabulary is recorded in scrambled order. The Dari words are also provided on flash cards.)

- | | | |
|------------------------|---|------------------------------------|
| جت شکاری | • | A. tank |
| لاری | • | B. helicopter |
| موترسیکل چهار عراده یی | • | C. military jeep |
| تانک | • | D. fighter jet |
| هلیکوپتر | • | E. cargo plane |
| زرهپوش | • | F. truck |
| طیارهٔ باربری | • | G. APC (armored personnel carrier) |
| جیپ عسکری | • | H. ATV / quad bike |

1.  Listen to the words until you are thoroughly familiar with them.
2. Match them to their meanings.
3. Your instructor provides the handwritten words on flash cards. Shuffle the cards. When called upon, arrange them logically. Explain in Dari how you arranged the cards.
4. Draw a card. Talk about this vehicle or aircraft by mentioning its size, passenger capacity, and function. If you don't know, state your best guess.
5. Draw two cards. Explain how the two items are similar or different.
6. Select a card. Find out from your instructor whether he or she has ever been (a passenger) in this vehicle or aircraft. Chat about what a passenger might expect in terms of noise and comfort.
7. Use the pictures for additional practice. Using conversational Dari, ask each other about these people and their equipment. Make up identities and stories.



© Defend America




© DoD Media




© all DoD Media

CARDS 67

Military Installation

 (Vocabulary is recorded in scrambled order. The Dari words are also provided on flash cards.)

طعام خانه	●	A. command post
پارک وسایط	●	B. first-aid clinic
مرکز مخابره	●	C. mess hall
قاغوش ها	●	D. motor pool
کلینیک کمک های اولیه	●	E. latrine
کناراب	●	F. headquarters
محل قومانده	●	G. sleeping quarters
قرارگاه	●	H. communications center

1.  Listen to the words until you are thoroughly familiar with them.
2. Match them to their meanings.
3. Your instructor provides the handwritten words on flash cards. Shuffle the cards. When called upon, arrange them logically. Explain in Dari how you arranged the cards.
4. Draw two cards. Say which of the two is being set up first, before the other, when establishing a base camp.
5. Talk about the places on this post, and where they are in relation to your sleeping quarters.
6. Use the pictures for additional practice. Using conversational Dari, ask each other about these people and places. Make up identities and stories.



© Defend America




© DoD Media




© all DoD Media

CARDS 68

Life Events

 (Vocabulary is recorded in scrambled order. The Dari words are also provided on flash cards.)

- | | | |
|----------------|---|----------------|
| روز تولد | ● | A. birth |
| طلاق | ● | B. death |
| سالگرد/ سالگره | ● | C. wedding |
| تولد | ● | D. engagement |
| عروسی | ● | E. divorce |
| نامزدی | ● | F. birthday |
| فوت/ مرگ | ● | G. anniversary |

1.  Listen to the words until you are thoroughly familiar with them.
2. Match them to their meanings.
3. Your instructor provides the handwritten words on flash cards. Shuffle the cards. When called upon, arrange them logically. Explain in Dari how you arranged the cards.
4. Draw a card. Talk about this event, reporting from your family, circle of friends, or celebrities.
5. Draw a card. Is this a common or uncommon event in Afghan culture? Share what you learned about it: “I learned that”
6. Select a card that allows you to announce an upcoming event, specifying the day and person’s name. Mention if there will be a celebration.
7. Use the pictures for additional practice. Using conversational Dari, ask each other about these people and places. Make up identities and stories.




© Ellyn Cavanagh, Ph.D.




© Joshua J. Norman

CARDS 69

Religious Concepts

 (Vocabulary is recorded in scrambled order. The Dari words are also provided on flash cards.)

پیغمبر / پیامبر	●	A. God
دین اسلام	●	B. prophet
خداوند/ خدا	●	C. Holy Quran
شریعت	●	D. Islamic faith
نماز	●	E. Islamic law
حج	●	F. prayer
ماه رمضان	●	G. month of fasting
قرآن کریم	●	H. pilgrimage to Mecca

1.  Listen to the words until you are thoroughly familiar with them.
2. Match them to their meanings.
3. Your instructor provides the handwritten words on flash cards. Shuffle the cards. When called upon, arrange them logically. Explain in Dari how you arranged the cards.
4. Draw a card. Ask your instructor a question about this concept, using conversational Dari. After listening to the answer, confirm it in your own words.
5. Use at least five cards to explain your understanding of Islam, “in a nutshell”– and in simplest terms.
6. Use the pictures for additional practice. Using conversational Dari, ask each other about these people and activities. Make up identities and stories.



© Luke Powell




© DoD Media




© DoD Media

CARDS 70

Religious Activities

 (Vocabulary is recorded in scrambled order. The Dari words are also provided on flash cards.)

- | | | |
|------------------------|---|---------------------------------|
| قرائت کردن قرآن کریم | ● | A. pray |
| زکات دادن / خیرات دادن | ● | B. fast |
| روزه گرفتن | ● | C. wash (ritual) |
| وضو کردن | ● | D. sacrifice |
| افطار کردن | ● | E. give alms / donate (charity) |
| قربانی کردن | ● | F. break the fast |
| نماز خواندن | ● | G. recite the Holy Book |

1.  Listen to the words until you are thoroughly familiar with them.
2. Match them to their meanings.
3. Your instructor provides the handwritten words on flash cards. Shuffle the cards. When called upon, arrange them logically. Explain in Dari how you arranged the cards.
4. Draw a card. Ask your instructor a question about this activity, using conversational Dari. After listening to the answer, confirm it in your own words.
5. Use at least five cards to explain the Islamic way of life, in simplest terms.
6. Use the pictures to discuss some differences in the way people of different faiths pray.




© Luke Powell




© both DoD Media

CARDS 71

Festive Activities

 (Vocabulary is recorded in scrambled order. The Dari words are also provided on flash cards.)

- | | | |
|-----------------------------|---|---------------------------|
| تجلیل کردن | ● | A. sing |
| آواز خواندن / بیت خواندن | ● | B. dance |
| اجرا کردن مسابقه های عنعنوی | ● | C. celebrate |
| تبریک گفتن / مبارکی دادن | ● | D. eat |
| رقصیدن | ● | E. fire gunshots |
| تحفه دادن / هدیه دادن | ● | F. give gifts |
| انداخت کردن / فیر کردن | ● | G. extend congratulations |
| خوردن | ● | H. play traditional games |

1.  Listen to the words until you are thoroughly familiar with them.
2. Match them to their meanings.
3. Your instructor provides the handwritten words on flash cards. Shuffle the cards. When called upon, arrange them logically. Explain in Dari how you arranged the cards.
4. Draw a card. Use this verb in a discussion with your instructor, when comparing Americans' and Afghans' customs, for example during a wedding or a seasonal celebration.
5. Draw a card. Use the verb when asking your neighbor: "When was the last time you ...?" Find out details. Use conversational Dari.
6. Use the pictures to discuss for additional practice. Using conversational Dari, ask each other about these people and their activities. Make up identities and stories.




© all DoD Media




© Ellyn Cavanagh, Ph.D.

CARDS 72

Manner of Communal Living

 (Vocabulary is recorded in scrambled order. The Dari words are also provided on flash cards.)

- | | |
|---------------------------|--------------------|
| ● با افراط / باز یاده روی | ● A. together |
| ● باهم/ یکجا | ● B. separately |
| ● با تواضع/ با فروتنی | ● C. noisily |
| ● بامصوونیت | ● D. quietly |
| ● با سرو صدا | ● E. joyfully |
| ● جداگانه | ● F. modestly |
| ● از روی دینداری | ● G. extravagantly |
| ● به خوشی/ با خوشحالی | ● H. religiously |
| ● خاموشانه/ بی سرو صدا | ● I. safely |


1.  Listen to the words until you are thoroughly familiar with them.
2. Match them to their meanings.
3. Your instructor provides the handwritten words on flash cards. Shuffle the cards. When called upon, arrange them logically. Explain in Dari how you arranged the cards.
4. Draw a card. Use this adverb in a description of how Afghans do things, whether it is praying, eating, living, driving, etc. If you are not sure, ask your teacher: “Is it true that ...?”
5. Select several cards. Use these adverbs when telling your instructor how service members live, work, relax, celebrate, etc., on a military post.
6. Use the pictures to discuss the different lifestyles found juxtaposed in Afghanistan. Using conversational Dari, ask each other about these places, and the people who live there. Make up identities and stories.




© all Joshua J. Norman

CARDS 73

Shipping and Cargo: Terminology

 (Vocabulary is recorded in scrambled order. The Dari words are also provided on flash cards.)

- | | | |
|---------------------|---|-------------------------------|
| ارسال/ تحویلدهی | ● | A. document / form |
| کانتینر | ● | B. customs declaration |
| تحویلخانه | ● | C. packing list |
| بار/ کارگو/ ارسالیه | ● | D. receipt |
| اظهارنامه گمرکی | ● | E. container |
| سند/ فورمه | ● | F. freight / cargo / shipment |
| رسید | ● | G. warehouse |
| بارنامه | ● | H. delivery |

1.  Listen to the words until you are thoroughly familiar with them.
2. Match them to their meanings.
3. Your instructor provides the handwritten words on flash cards. Shuffle the cards. When called upon, arrange them logically. Explain in Dari how you arranged the cards.
4. Use the pictures to identify the various stages of donations to needy Afghans:
 - a. in the U.S.
 - b. in transit
 - c. upon arrival in Afghanistan.
 Also mention if you think that proper documentation is required.
5. Using conversational Dari, ask each other about these people and places. Make up identities and stories.



© all Rosemary Stasek







© all Rosemary Stasek

CARDS 74

Shipping and Cargo: Activities

 (Vocabulary is recorded in scrambled order. The Dari words are also provided on flash cards.)

- | | | |
|---------------------------|---|------------|
| دریافت کردن | ● | A. import |
| سپردن/ تحویل دادن | ● | B. export |
| مُهر کردن | ● | C. load |
| اکسری کردن | ● | D. unload |
| وارد کردن | ● | E. inspect |
| مغازه | ● | F. X-ray |
| صادر کردن | ● | G. seal |
| بار کردن | ● | H. receive |
| معاینه کردن/ تفتیش کردن | ● | I. deliver |
| پایین کردن بار/ خالی کردن | ● | J. store |

1.  Listen to the words until you are thoroughly familiar with them.
2. Match them to their meanings.
3. Your instructor provides the handwritten words on flash cards. Shuffle the cards. When called upon, arrange them logically. Explain in Dari how you arranged the cards.
4. Use the picture to discuss the importance of checking cargo coming into and leaving Afghanistan. Use conversational Dari.



© DoD Media


5. Use the pictures to describe the activities in and around this Kunduz storage facility. Speculate what might happen if the cargo is left in the trucks unattended for any length of time.




© both Luke Powell

CARDS 75

Traffic

 (Vocabulary is recorded in scrambled order. The Dari words are also provided on flash cards.)

- | | |
|------------------|---------------------|
| ● حادثهٔ ترافیکی | ● A. license plate |
| ● پولیس ترافیک | ● B. vehicle |
| ● ترافیک | ● C. driver |
| ● نمبرپلیت | ● D. mechanic |
| ● راننده/ دریور | ● E. repair shop |
| ● مستری/ میخانیک | ● F. traffic |
| ● ورکشاپ ترمیم | ● G. accident |
| ● واسطهٔ نقلیه | ● H. traffic police |

1.  Listen to the words until you are thoroughly familiar with them.
2. Match them to their meanings.
3. Your instructor provides the handwritten words on flash cards. Shuffle the cards. When called upon, arrange them logically. Explain in Dari how you arranged the cards.
4. Draw a card. Use the word in a question to your instructor, of the type “Do you know if...?”
5. Use at least three cards to talk about a traffic problem.
6. Use the pictures for additional practice. Using conversational Dari, ask each other about these people and places. Make up identities and stories.




© Homayoun Seddiq




© both Joshua J. Norman

CARDS 76

Auto Parts

 (Vocabulary is recorded in scrambled order. The Dari words are also provided on flash cards.)

اشترنگ	●	A. engine
ماشین / انجن	●	B. tire
تانکی	●	C. trunk
چوکی / سیت	●	D. headlight
برک	●	E. windshield
تول بکس	●	F. brake
تیر	●	G. seat
شیشهٔ پیشرو	●	H. steering wheel
چراغ پیشرو	●	I. gas tank

1.  Listen to the words until you are thoroughly familiar with them.
2. Match them to their meanings.
3. Your instructor provides the handwritten words on flash cards. Shuffle the cards. When called upon, arrange them logically. Explain in Dari how you arranged the cards.
4. Draw a card. Describe a problem with this auto part, and how this might adversely effect a commute across town.
5. Use at least five cards to describe a car in a junkyard.
6. Use the pictures for additional practice. Using conversational Dari, ask each other about these vehicles. Make up identities and stories.




© Joshua J. Norman




© both Shahab Azim

CARDS 77

Automotive Terminology

 (Vocabulary is recorded in scrambled order. The Dari words are also provided on flash cards.)

- | | |
|------------------|-----------------------|
| آیل / روغن موتر | ● A. ignition |
| پترول | ● B. turn signal |
| تیل دیزل | ● C. windshield wiper |
| آیینهٔ عقب نما | ● D. seat belt |
| کمر بند موتر | ● E. diesel fuel |
| برفپاک | ● F. gasoline |
| اشارهٔ دور خوردن | ● G. motor oil |
| سلف | ● H. rearview mirror |


1.  Listen to the words until you are thoroughly familiar with them.
2. Match them to their meanings.
3. Your instructor provides the handwritten words on flash cards. Shuffle the cards. When called upon, arrange them logically. Explain in Dari how you arranged the cards.
4. Draw a card. Describe a safety precaution that should be taken before setting out: "Before...."
5. Select a card that allows you to talk about a citation you got.
6. Use the picture for additional practice. Using conversational Dari, ask each other about the driver and passenger of this vehicle. Make up identities and stories.




© Joshua J. Norman

CARDS 78

Disaster

 (Vocabulary is recorded in scrambled order. The Dari words are also provided on flash cards.)

- | | | | |
|---|----------------|---|-------------------|
| ● | حرب/ جنگ | ● | A. fire |
| ● | مرض شیوعی | ● | B. collision |
| ● | آلودگی | ● | C. explosion |
| ● | سقوط طیاره | ● | D. contamination |
| ● | انفجار | ● | E. aircraft crash |
| ● | تصادم | ● | F. epidemic |
| ● | حریق/ آتش سوزی | ● | G. war |


1.  Listen to the words until you are thoroughly familiar with them.
2. Match them to their meanings.
3. Your instructor provides the handwritten words on flash cards. Shuffle the cards. When called upon, arrange them logically. Explain in Dari how you arranged the cards.
4. Draw a card. Describe this type of disaster without actually mentioning it. Others will guess the word.
5. Use at least three cards to talk about a chain reaction that caused widespread damage.
6. Use the picture for additional practice.
Using conversational Dari, ask each other about this oil storage facility.
Make up stories.




© UNEP

CARDS 79

Mine Awareness

 (Vocabulary is recorded in scrambled order. The Dari words are also provided on flash cards.)

- | | |
|--------------------------------|-------------------------|
| ● علامهء خطر | ● A. mine detector |
| ● گذرگاه/ راه تصفيه شده از مين | ● B. minefield |
| ● آلهء كشف مين/ ديتكتور مين | ● C. warning sign |
| ● سگ مينپال | ● D. colored stone |
| ● انفجار/ احتراق | ● E. cleared path |
| ● تطهير ماین | ● F. detonation |
| ● کشتزار مين | ● G. de-miner |
| ● سنگ رنگ شده | ● H. mine-detecting dog |
| ● تطهير کنندهء مين | ● I. mine removal |

1.  Listen to the words until you are thoroughly familiar with them.
2. Match them to their meanings.
3. Your instructor provides the handwritten words on flash cards. Shuffle the cards. When called upon, arrange them logically. Explain in Dari how you arranged the cards.
4. Draw a card. Give a definition of this word.
5. Use at least five cards to describe the process of clearing a mined field.
6. Use the pictures for additional practice. Using conversational Dari, ask each other about these people and places. Make up identities and stories.




© all Luke Powell




© Defend America

CARDS 80

Ordnance

 (Vocabulary is recorded in scrambled order. The Dari words are also provided on flash cards.)

- | | |
|-------------------------------|-----------------------------|
| • مرمی هاوان | A. booby trap |
| • مین ضد تانک | B. unexploded ammunition |
| • بم خود ساخت | C. bomb |
| • تلک بوبی | D. explosives |
| • راکت سرشانه یی | E. anti-personnel mine |
| • مرمی کور | F. improvised bomb |
| • مین ضد پرسونل | G. mortar round |
| • مواد منفجره / مواد انفلاقیه | H. rocket-propelled grenade |
| • بم | I. anti-tank mine |

1.  Listen to the words until you are thoroughly familiar with them.
2. Match them to their meanings.
3. Your instructor provides the handwritten words on flash cards. Shuffle the cards. When called upon, arrange them logically. Explain in Dari how you arranged the cards.
4. Draw a card. Describe the item(s) by giving a definition.
5. Select a card. Describe a situation where this type of ordnance caused a problem for Afghan villagers in Kunduz province. Use the past tense.
6. Use the pictures below and on the next page for additional practice. Using conversational Dari, ask each other about these situations. Make up identities and stories.



© Luke Powell



© all Luke Powell